



Lecture 7: Introduction to formal specifications

Lecture notes by Mike Gordon are used


24.03.2016





Recall some definitions

- *Formal Specification* - using mathematical notation to give a precise description of what a program should do
- *Formal Verification* - using precise rules to mathematically prove that a program satisfies a formal specification
- *Formal Development (Refinement)* - developing programs in a way that ensures mathematically they meet their formal specifications




Introduction

- Verification of programs is based on formal specification and on related verification method.

We will use Floyd-Hoare logic (FHL)

- Proof systems of the FHL style depend on particular programming language with its syntax and semantics
- In this course we will deal with the verification of
 - deterministic sequential *while*-programs;
 - non-deterministic sequential *while*-programs
 - parallel programs with shared variables;
 - parallel programs with message passing.




Programs as state transition systems

- Programs are structured specifications of state transition systems.
- Programming language defines constructs for specifying single transitions and transition compositions.
- State components specified using datatypes are referred in conditions of command constructs like *if*-, *while*-, *for*-, *case*-command etc.

Some notations



- Programs are built out of *commands* like assignment, *if*-, *while*-, *for*-, *case*-command etc
- The terms '*program*' and '*command*' are synonymous.
- '*Program*' will only be used for commands representing complete algorithm.
- The '*statement*' and '*assertion*' are used for conditions on program variables that occur in correctness specifications.




Imperative programs - state

- Executing an imperative program has the effect of changing the *state*
 - i.e. the values of program variables
 - N.B. languages are more complex than those described in our course
 - they may have states consisting of other things than the values of variables (e.g. I/ O ports).

Imperative programs - execution



- To use an imperative program
 - first establish a state,
i.e. set some variables to have values of interest
 - then execute the program,
(to transform the initial state into a final one)
 - inspect the values of variables in the final state to get the result.



Simple *while*-language

- $E ::= N | V | E1 + E2 | E1 - E2 | E1 \times E2 | \dots$
- $B ::= T | F | E1 = E2 | E1 \leq E2 | \dots$

- $C ::=$

```
    SKIP
  | V := E
  | V(E1) := E2
  | C1 ; C2
  | IF B THEN C1 ELSE C2
  | BEGIN VAR V1;...;VAR Vn; C END
  | WHILE B DO C
  | FOR V := E1 UNTIL E2 DO C
```

% Expressions

% Arithmetic

% Logic

%Commands:

% empty command (place holder)

% assignment

% array assignment


% sequential execution

% conditional execution

% block command (var. scoping)


% *while* - loop

% *for* - loop



Terminology and notations

- **Variable**
 - $V1, V2, \dots, Vn$
- **Program state** - valuation of program (and control) variables
- **Command** - gives a rule how the program state changes
 - $C1, C2, \dots, Cn$
- **Program** - command that includes all the commands in the algorithm
 - C
- **Expression**
 - Arithmetic expression gives a value: $E1, E2, \dots, En$
 - Boolean expression gives a *truth*-value: $B1, B2, \dots, Bn$
- **Statement** – logical expression on program variables in the pre- and postconditions of the specification
 - $S1, S2, \dots, Sn$



Formal specification

- Describes the intended behaviour of the program
- Specifies what the program must do
- Has well-defined *syntax* and *semantics*
- that helps avoiding *ambiguous* and *controversial* specifications
- Can be used to prove the *correctness of the program*
- Can be used to generate *tests* and *counterexamples*

We will use formalism that is based on FHL and predicate calculus

Hoare's notation

Sir Tony Hoare




- C.A.R. Hoare introduced the following notation called a *partial correctness specification* for specifying what a program does:

$$\{P\} C \{Q\}$$


where:

- C is a program from the programming language whose programs are being specified
- P and Q are conditions on the program variables used in C




Hoare's notation

- Conditions on program variables will be written using standard mathematical notations together with *logical operators* like:
 - \wedge ('and'), \vee ('or'), \neg ('not'), \Rightarrow ('implies')
- Hoare's original notation was $P \{C\} Q$ not $\{P\} C \{Q\}$, but the latter form is now more widely used



Partial Correctness

- An expression $\{P\} C \{Q\}$ is called a *partial correctness specification*
 - P is called its *precondition*
 - Q its *postcondition*
- $\{P\} C \{Q\}$ is true if
 - whenever C is executed in a state satisfying P
 - and *if the execution of C terminates*
 - then the state in which C 's execution terminates satisfies Q



Examples

- $\{X = 1\} Y := X \{Y = 1\}$
 - This says that *if* the command $Y := X$ is executed in a state satisfying the condition $X = 1$
 - i.e. a state in which the value of X is 1
 - *then*, if the execution terminates (which it does)
 - then the condition $Y = 1$ will hold
 - Clearly this specification is true

Examples




- $\{X = 1\} Y := X \{Y = 2\}$
 - This says that if the execution of $Y := X$ terminates when started in a state satisfying $X = 1$
 - then $Y = 2$ will hold
 - This is clearly false
- $\{X = 1\} \text{WHILE } T \text{ DO SKIP } \{Y = 2\}$
 - This specification is true!

Total correctness




- A stronger kind of specification is a *total correctness specification*
 - There is no standard notation for such specifications
 - We shall use $[P] C [Q]$
- A total correctness specification $[P] C [Q]$ is true if and only if
 - Whenever C is executed in a state satisfying P , then the execution of C terminates
 - After C terminates Q holds

Example



- $[X = 1] Y := X; \text{ WHILE } T \text{ DO SKIP } [Y = 1]$
 - This says that the execution of $Y := X; \text{ WHILE } T \text{ DO SKIP}$ terminates when started in a state satisfying $X = 1$
 - after which $Y = 1$ will hold
 - This is clearly false




Total correctness

- Informally:

$$\begin{aligned} \textit{Total correctness} &= \\ &\textit{Termination} + \textit{Partial correctness} \end{aligned}$$

- Total correctness is the ultimate goal
 - usually easier to show partial correctness and termination separately

Total correctness




- Termination is usually straightforward to show, but there are examples where it is not: no one knows whether the program below terminates for all values of X

```
WHILE  $X > 1$  DO  
  IF ODD( $X$ ) THEN  $X := (3 \times X) + 1$  ELSE  $X := X \text{ DIV } 2$ 
```

- The expression $X \text{ DIV } 2$ evaluates to the result of rounding down $X/2$ to a whole number
- Exercise: Write a specification which is true if and only if the program above terminates

Auxiliary variables in the specification




- $\{X=x \wedge Y=y\} R:=X; X:=Y; Y:=R \{X=y \wedge Y=x\}$
 - This says that *if* the execution of
$$R:=X; X:=Y; Y:=R$$
terminates (which it does)
 - *then* the values of X and Y are exchanged
- The variables x and y , which don't occur in the command and are used to name the initial values of program variables X and Y
- They are called *auxiliary variables*

Examples




- $\{X=x \wedge Y=y\}$ BEGIN $X:=Y$; $Y:=X$ END $\{X=y \wedge Y=x\}$
 - This says that BEGIN $X:=Y$; $Y:=X$ END exchanges the values of X and Y
 - This is not true



Examples


- $\{T\} C \{Q\}$
 - This says that whenever C halts, Q holds
- $\{P\} C \{T\}$
 - This specification is true for every condition P and every command C
 - Because T is always true



Examples


- $[P] C [T]$
 - This says that C terminates if initially P holds
 - It says nothing about the final state
- $[T] C [P]$
 - This says that C always terminates and ends in a state where P holds

A more complicated example




```
{T}
  BEGIN
    R:=X;
    Q:=0;
    WHILE Y≤R DO
      BEGIN R:=R-Y; Q:=Q+1 END
    END
  } C
{R < Y ∧ X = R + (Y × Q)}
```

- This is $\{T\} C \{R < Y \wedge X = R + (Y \times Q)\}$
 - where C is the command indicated by the braces above
 - The specification is true if whenever the execution of C halts, then Q is quotient and R is the remainder resulting from dividing Y into X
 - It is true (even if X is initially negative!)
 - In this example a program variable Q is used. This should not be confused with the Q used in previous examples to range over postconditions



Some exercises


- When is $[T] C [T]$ true?
- Write a partial correctness specification which is true if and only if the command C has the effect of multiplying the values of X and Y and storing the result in X
- Write a specification which is true if the execution of C always halts when execution is started in a state satisfying P



Specification can be tricky : Sorting

- Suppose C_{sort} is a command that is intended to sort the first n elements of an array
- To specify this formally, let $SORTED(A, n)$ mean

$$A(1) \leq A(2) \leq \dots \leq A(n)$$




Sorting: naive spec

- A first attempt to specify that C_{sort} sorts is

$$\{1 \leq N\} C_{sort} \{SORTED(A, N)\}$$

- Not enough:
 - $SORTED(A, N)$ can be achieved by simply zeroing the first N elements of A



Sorting: permutation required

- It is necessary to require that the sorted array is a rearrangement, or permutation, of the original array

- To formalise this, let $\text{PERM}(A, A', N)$ mean that


$$A(1), A(2), \dots, A(n)$$

is a rearrangement of

$$A'(1), A'(2), \dots, A'(n)$$

- An improved specification that C_{sort} sorts:

$$\{1 \leq N \wedge A = a\} C_{\text{sort}} \{\text{SORTED}(A, N) \wedge \text{PERM}(A, a, N)\}$$



Sorting: still not correct


- The following specification is true

$$\{1 \leq N\}$$

$$N := 1$$

$$\{\text{SORTED}(A, N) \wedge \text{PERM}(A, a, N)\}$$

- Must say explicitly that N is unchanged



Sorting: still not correct

- A better specification is thus:

$$\{1 \leq N \wedge A = a \wedge N = n\}$$

C_{sort}

$$\{\text{SORTED}(A, N) \wedge \text{PERM}(A, a, N) \wedge N = n\}$$

- Is this the correct specification?
 - What if N is larger than the size of the array?

Summary



- **We have given a notation for specifying**
 - partial correctness of programs
 - total correctness of programs
- **It is easy to write incorrect specifications**
 - and we can prove the correctness of the incorrect programs
- **It is recommended to use testing, simulation and formal verification hand in hand.**