

ITI8531: Lecture 3  
Module I: Model Checking  
Topic: Property specification in  
Temporal Logic CTL\*

J.Vain

16.02.2017

# Model Checking

$$M \models P ?$$

Given

- $M$  – model
- $P$  – property to be checked on the model  $M$
- $\models$  – satisfiability relation („ $M$  satisfies  $P$ “)

Check if  $M$  satisfies  $P$

# Model: Kripke Structure (revisited I)

- KS is a state-transition system that captures
  - what is true in a state (denoted as labeling of the state)
  - what can be viewed as an atomic move (denoted as transition)
  - the succession of states (paths on the model graph)
- KS is a static representation that can be unfolded to a *tree of execution traces* on which temporal properties are verified.

# Representing transition as formuli

- In Kripke structure, transition  $(s, s') \in R$  corresponds to one step of program execution.

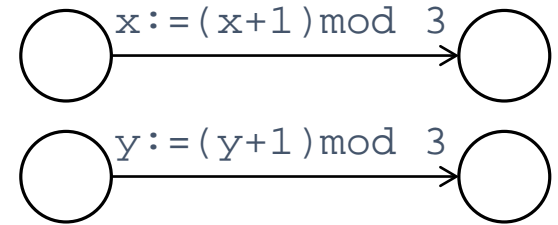
- Suppose a program has two steps

- $x := (x+1) \bmod 3;$
- $y := (y+1) \bmod 3.$

Then

$$R = \{R_1, R_2\}$$

- $R_1 : (x' = (x+1) \bmod 3) \wedge (y' = y)$
- $R_2 : (y' = (y+1) \bmod 3) \wedge (x' = x)$



# Consecutive States

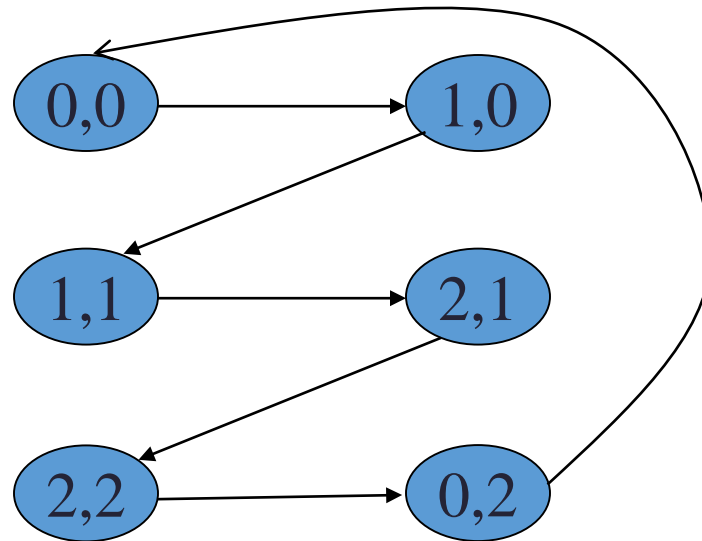
- State space:

we can restrict our attention to pairs of consecutive states  $s = (x, y)$  and  $s' = (x', y')$  on the state space  $\{0, 1, 2\} \times \{0, 1, 2\}$ , i.e.

$$s, s' \in \{0, 1, 2\} \times \{0, 1, 2\}$$

- Question: Can we construct a logic formula that describes the relation between any two consecutive states  $s$  and  $s'$ ?
- Assume each pair of consecutive states is an instance of  $R$ , e.g. in set notation  $R = \{R_1, R_2\}$  and in logic notation  $R \Leftrightarrow (R_1 \text{ or } R_2)$

Consecutive states represented by  $R_1 \vee R_2$



# Representing transitions (revisited II)

- In Kripke structure, a transition  $(s, s') \in R$  corresponds to one step of program execution.
- Suppose a program  $P$  has two steps
  - $x := (x+1) \bmod 3;$
  - $y := (y+1) \bmod 3;$
- For the whole program we have
$$R = ((x' = x+1 \bmod 3) \wedge y' = y) \vee ((y' = y+1 \bmod 3) \wedge x' = x)$$
- $(s, s')$  that satisfies  $R$  means that from state  $s$  we can get to  $s'$  by any step of execution that satisfies  $R$ .

# A giant $R$

- We can compute  $R$  for the whole program
  - then we will know whether any two states are one-step reachable
- Convenient, but globally we lose information:  
e.g., the order in which the statements are executed
- Comment:
  - without order, the disjuncts in  $R$  have not clear precedence!



# Introducing program counter

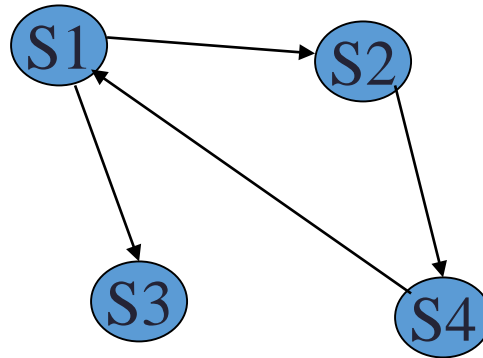
- In a real machine, the order of execution is managed by *program counters*.
- We introduce a virtual variable  $pc$ , and assume the program commands are labeled with  $l_0, \dots, l_n$ .
- For instance
  - In the program:
    - $l_0: x := x+1;$
    - $l_1: y := x+1;$
    - $l_2: \dots$
  - In the logic:
    - $R_1: x' = x+1 \wedge y' = y \wedge pc = l_0 \wedge pc' = l_1$
    - $R_2: y' = y+1 \wedge x' = x \wedge pc = l_1 \wedge pc' = l_2$

Now we have complete logic representation of program executions  
in our model  $M!$

# Temporal logic CTL\*

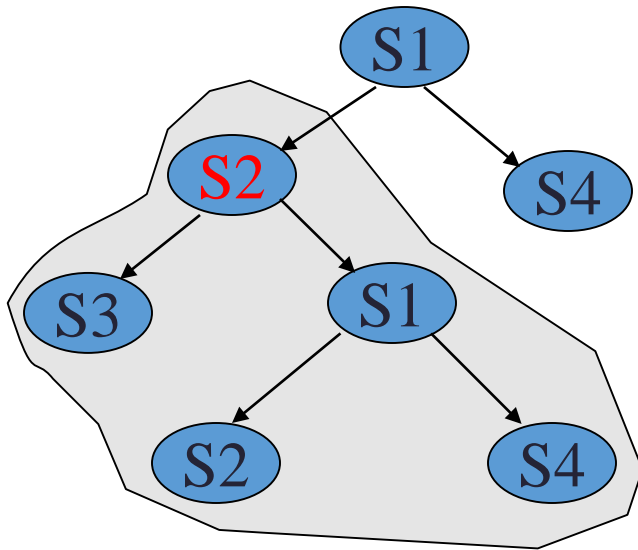
- Semantics

KS and its logic representation are static models of program execution



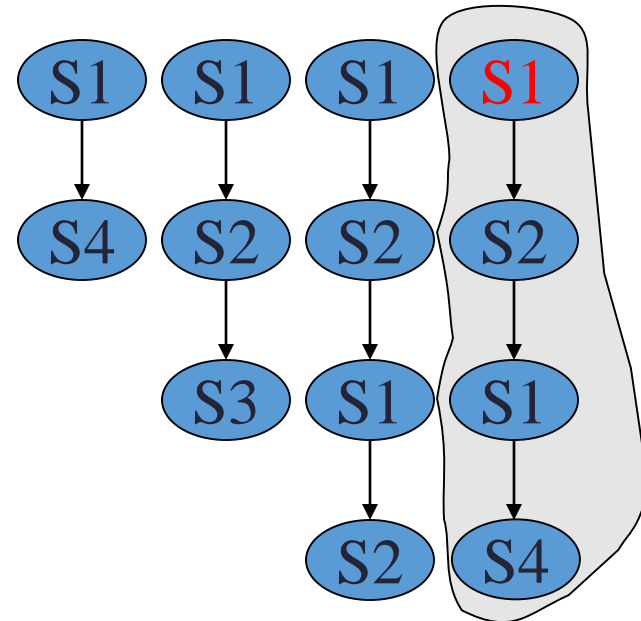
# Dynamic model of program execution = unfolding of the static model

Branching time: tree structure



Is a formula valid at a given node, which represents a subtree?

Linear time: traces



Is a formula valid along a given path?

# CTL\* (Computation Tree Logic)

- Combines branching time and linear time
- Basic Operators
  - X: neXt
  - F: Future ( $\langle\langle\rangle\rangle$ )
  - G: Global ( $[\square]$ )
  - U: Until
  - R: Release

# CTL\*

- State formulas
  - Express properties of states
  - Use path quantifiers:
    - **A** – for all paths,
    - **E** – for some paths
- Path formulas
  - Express properties of paths
  - Use state quantifiers:
    - **G** – for all states (of the path)
    - **F** – for some state (of the path)

# State Formulas (1)

- Atomic propositions:
  - If  $p \in AP$ , then  $p$  is a state formula
  - Examples:  $x > 0$ ,  $odd(y)$
- Propositional combinations of state formulas:
  - $\neg \varphi$ ,  $\varphi \vee \psi$ ,  $\varphi \wedge \psi \dots$
  - Examples:
    - $x > 0 \vee odd(y)$ ,
    - $req \Rightarrow (AF\ ack)$ 
      - “A” is a path quantifier
      - “F *ack*” is a path formula
      - “AF *ack*” is a state formula (interpreted in a state)

# State Formulas (2)

- Quantifiers **A** and **E** make a state formula from a path formula
- $E\varphi$ , where  $\varphi$  is a path formula, which expresses property of a path
  - E means “there exists”
  - $E\varphi$  -  $\varphi$  is *true* on some path from this state on.
- $A\varphi$ 
  - A means “for all paths”
  - $A\varphi$  -  $\varphi$  is *true* on all paths starting from this state.

# Forms of Path Formulas

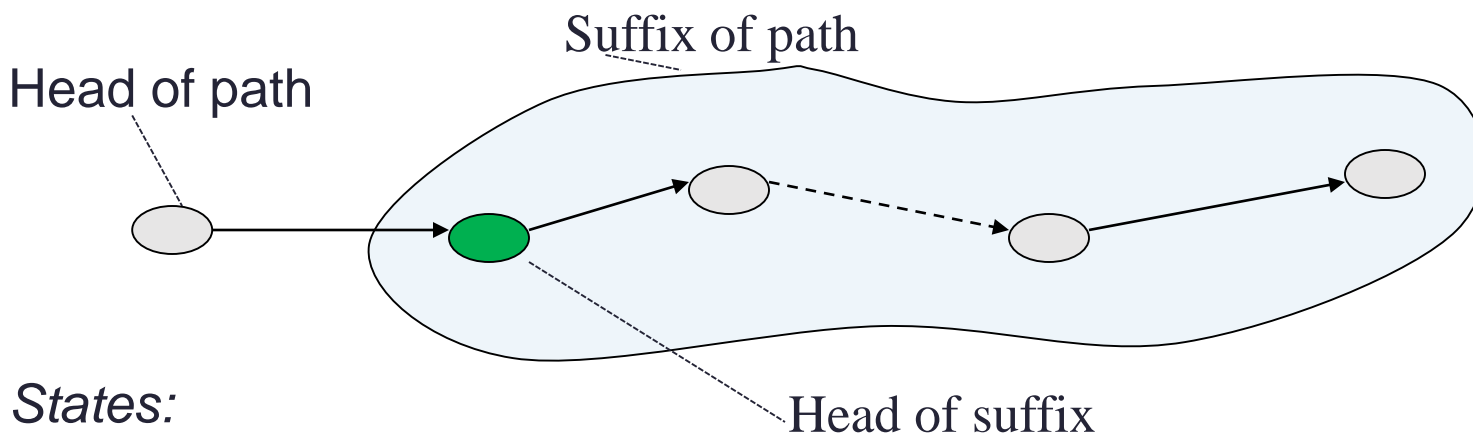
- A state formula  $\varphi$ 
  - $\varphi$  is true for the first state of this path
- For path formulas  $\varphi$  and  $\psi$ , the path formulas are:
  - $\neg \varphi$ ,  $\varphi \vee \psi$ ,  $\varphi \wedge \psi$
  - $X \varphi$ ,  $F \varphi$ ,  $G \varphi$ ,  $\varphi U \psi$ ,  $\varphi R \psi$ 
    - $X$  – *next*
    - $F$  – *eventually*
    - $G$  – *globally*
    - $U$  – *until*
    - $R$  – *release*



# Path Formulas (I): *Next*-operator

$X \varphi$ , where  $\varphi$  is a path formula

- $\varphi$  is valid for the suffix of this path (path minus the first state)



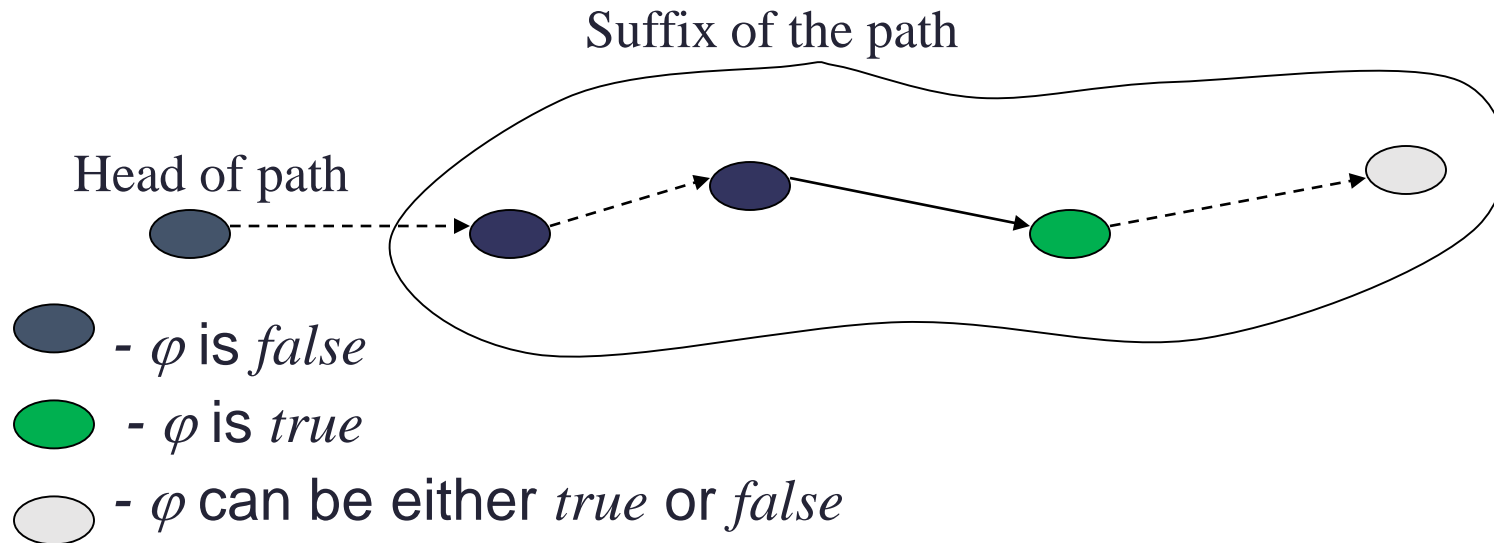
*States:*

● -  $\varphi$  is true

○ -  $\varphi$  can be either true or false in other states

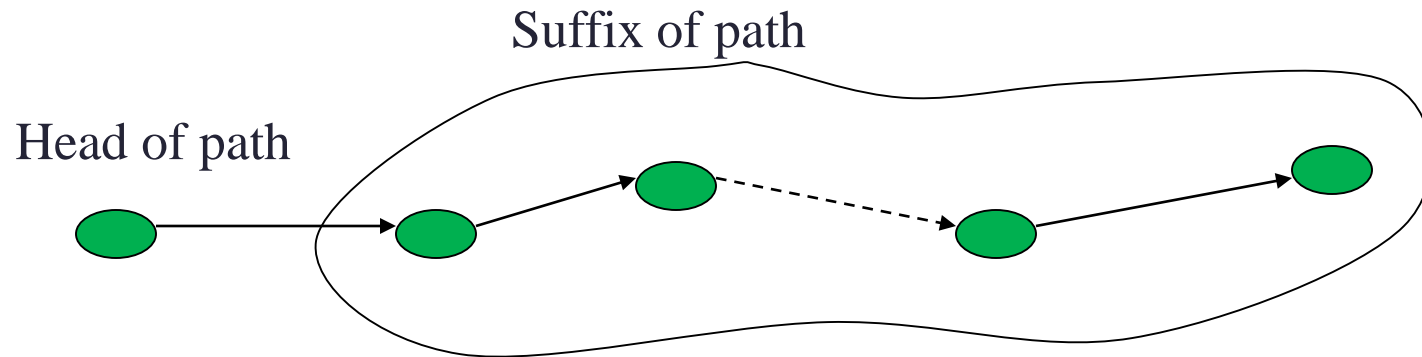
# Path Formulas II: *Eventually*-operator

$F \varphi$ :  
 $\varphi$  is valid for this path



# Path Formulas (III): *Globally*-operator

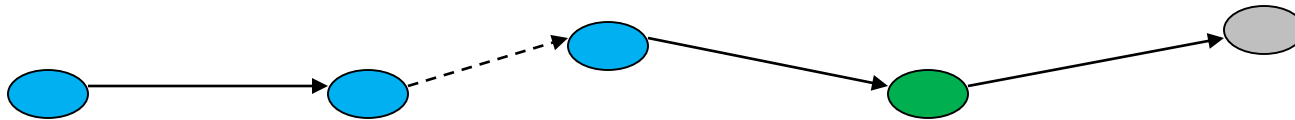
- $G \varphi$ 
  - $\varphi$  is valid for head and every suffix of this path



● -  $\varphi$  is true

# Path Formulas IV: *Until*-operator

- $\varphi U \psi$ 
  - $\psi$  is valid on a suffix of the path, before the first node of which  $\varphi$  is valid on every suffix thereon



● -  $\varphi$  is true

● -  $\psi$  is true

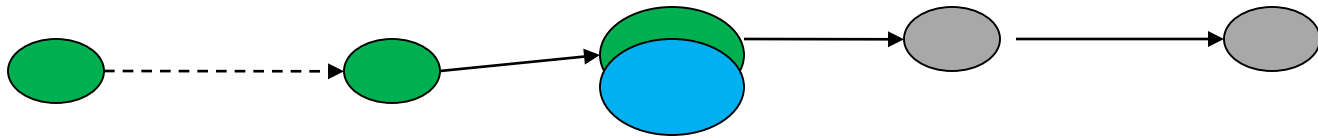
● -  $\varphi$  and  $\psi$  are either true or false

# Path Formulas (V): *Release-operator*


$\varphi R \psi$

- $\psi$  has to be *true* until and including the point where  $\varphi$  becomes *true*; if  $\varphi$  never becomes *true* then  $\psi$  must remain *true* forever

1)



2)



● -  $\varphi$  is *true*

● -  $\psi$  is *true*

● -  $\psi$  can be either *true* or *false*

$\varphi$  never gets *true*

# Formal semantics of CTL\* (1)

- Notations

- $M, s \models \varphi$  iff  $\varphi$  holds in state  $s$  of model  $M$
- $M, \pi \models \varphi$  iff  $\varphi$  holds along the path  $\pi$  in  $M$
- $\pi^i$  :  $i$ -th suffix of  $\pi$ 
  - $\pi = s_0, s_1, \dots$ , then  $\pi^1 = s_1, \dots$

# Semantics of CTL\* (2)

- *Path formulas are interpreted over a path:*
  - $M, \pi \models \varphi$
  - $M, \pi \models X \varphi$
  - $M, \pi \models F \varphi$
  - $M, \pi \models \varphi U \psi$

# Semantics of CTL\* (3)

- *State formulas are interpreted over a set of states (of a path)*
  - $M, s \models p$
  - $M, s \models \neg \varphi$
  - $M, s \models E \varphi$
  - $M, s \models A \varphi$



# CTL vs. CTL\*

- CTL\*, CTL and LTL have different expressive powers:
- Example:
  - In CTL there is no formula being equivalent to LTL formula  $A(FG p)$ .
  - In LTL there is no formula equivalent to CTL formula  $AG(EF p)$ .
  - $A(FG p) \vee AG(EF p)$  is a CTL\* formula that cannot be expressed neither in CTL nor in LTL.

# CTL

- Quantifiers over paths
  - $A$  – **All**: has to hold on all paths starting from the current state.
  - $E$  – **Exists**: there exists at least one path starting from the current state where holds.
- In CTL, path formulas can occur only when paired with  $A$  or  $E$ , *i.e.* one path operator followed by a state operator.

if  $\varphi$  and  $\psi$  are path formulas, then

- $X \varphi$ ,
- $F \varphi$ ,
- $G \varphi$ ,
- $\varphi U \psi$ ,
- $\varphi R \psi$

are path formulas

# LTL (contains only path formulas)

## Form of path formulas:

- ▶ If  $p \in AP$ , then  $p$  is a path formula
- ▶ If  $\varphi$  and  $\psi$  are path formulas, then
  - ▶  $\neg\varphi$
  - ▶  $\varphi \vee \psi$
  - ▶  $\varphi \wedge \psi$
  - ▶  $X \varphi$
  - ▶  $F \varphi$
  - ▶  $G \varphi$
  - ▶  $\varphi U \psi$
  - ▶  $\varphi R \psi$

are path formulas.

# Minimal set of CTL temporal operators

- Transformations used for temporal operators :
  - $EF \varphi \equiv E [true U \varphi]$  (because  $F \varphi \equiv [true U \varphi]$ )
  - $AX \varphi \equiv \neg EX(\neg \varphi)$
  - $AG \varphi \equiv \neg EF(\neg \varphi) \equiv \neg E [true U \varphi]$
  - $AF \varphi \equiv A [true U \varphi] \equiv \neg EG \neg \varphi$
  - $A[\varphi U \psi] \equiv \neg( E[(\neg \psi) U \neg(\varphi \vee \psi)] \vee EG (\neg \psi) )$

# Summary

- CTL\* is a general temporal logic that offers strong expressive power, more than CTL and LTL separately.
- CTL and LTL are practically useful enough; CTL\* helps us to understand the relations between LTL and CTL.
- In the next lecture we will show how to check satisfiability of CTL formulae on Kripke structures